



United States Department of Agriculture
National Agricultural Statistics Service



PROSPECTIVE PLANTINGS

Executive Summary

MARCH 30, 2012

8:30 AM



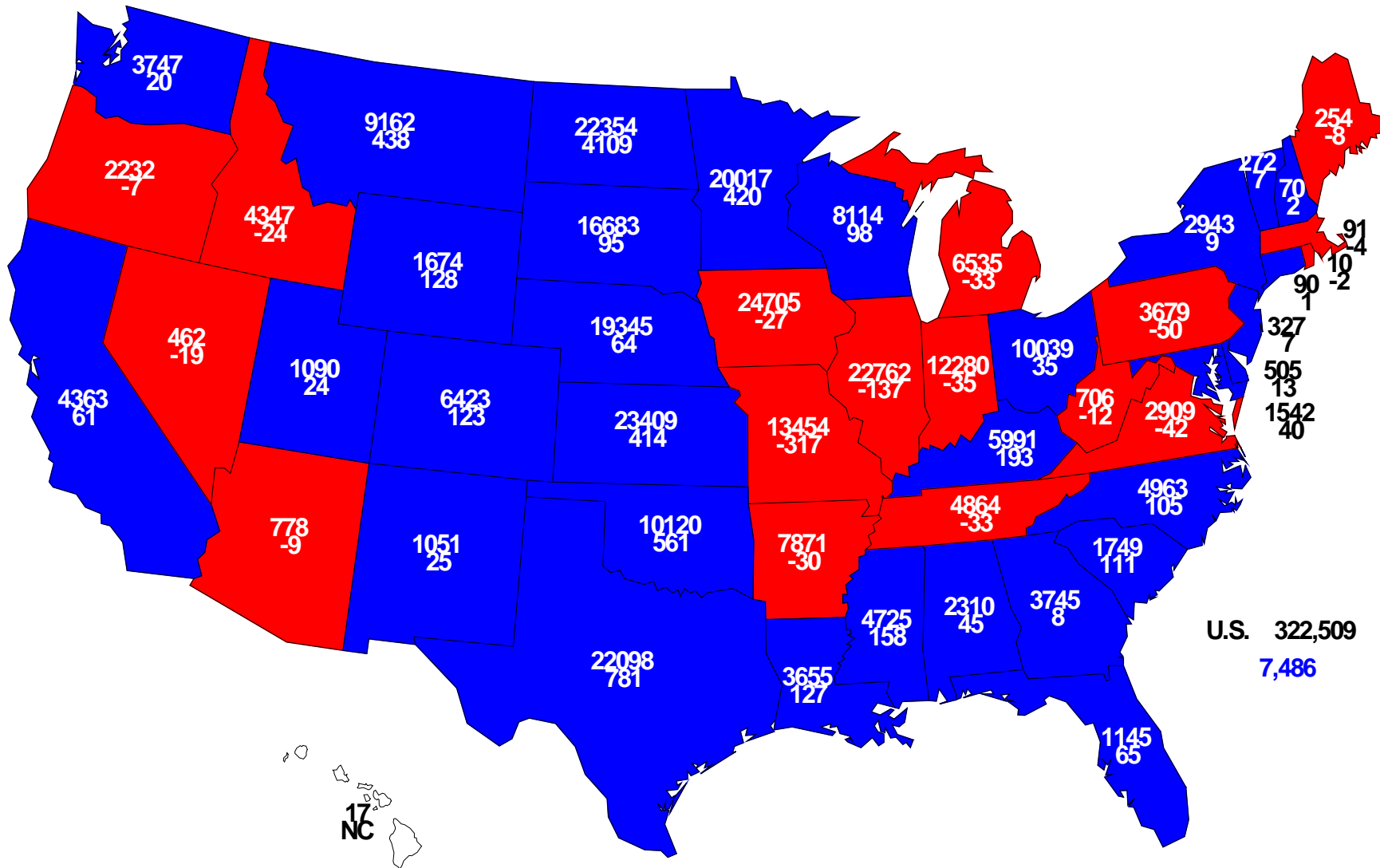
March 2012 Prospective Plantings Nebraska

Crop	2011 Planted	2012 Intentions	% Change
	--Thousand Acres--		
Corn <i>(Largest since 1933)</i>	9,850	10,300	+ 4.6
Soybeans	4,900	4,700	- 4.1
Sorghum	150	165	+ 10.0
Winter Wheat <i>(Record Low)</i>	1,520	1,350	- 11.2
All Hay <i>(Harvested acres)</i>	2,480	2,400	- 3.2



2012 Principal Crops Planted

Acres (000) and Change From Previous Year

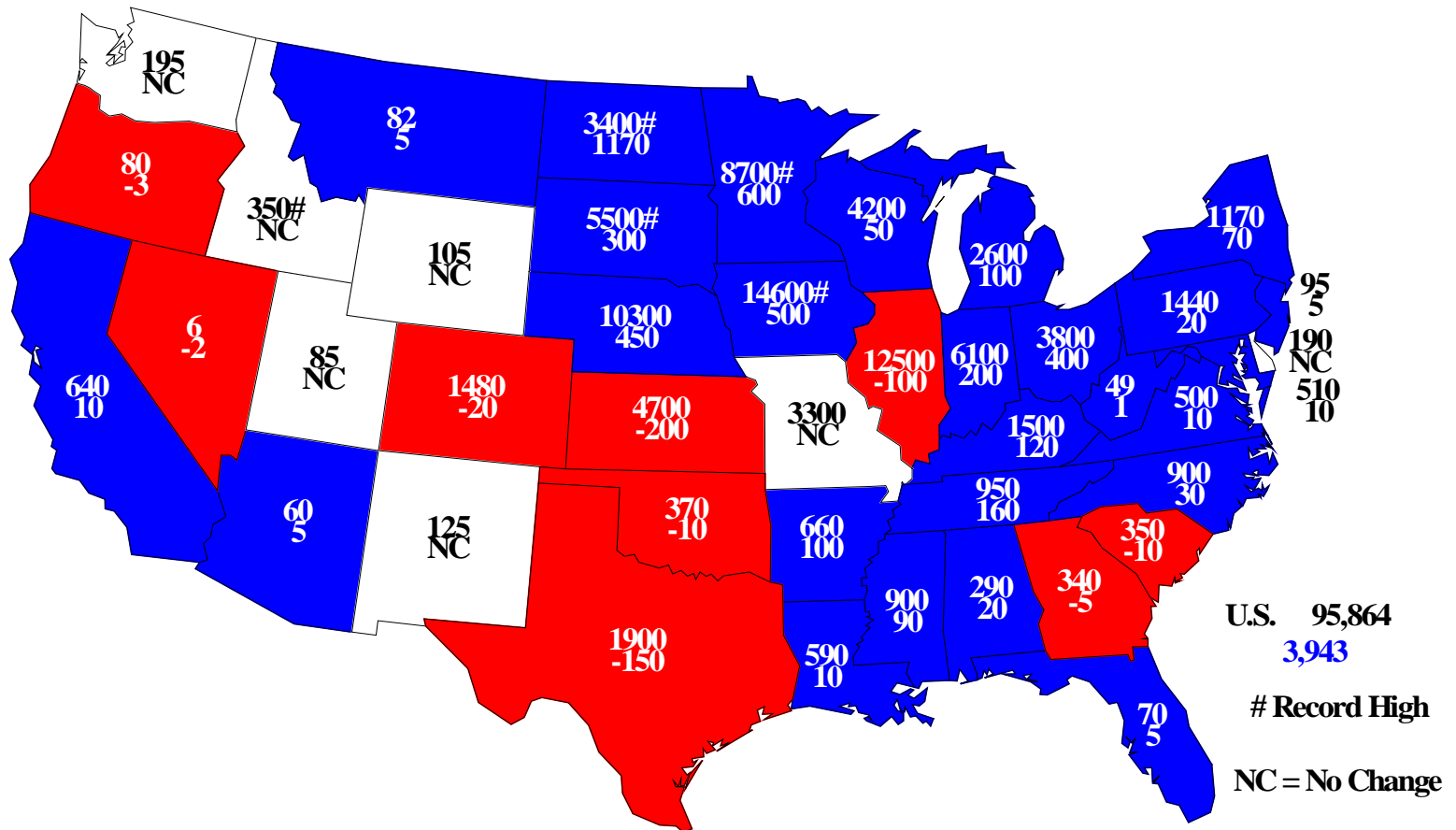


U.S. 322,509
7,486



2012 Corn Planted

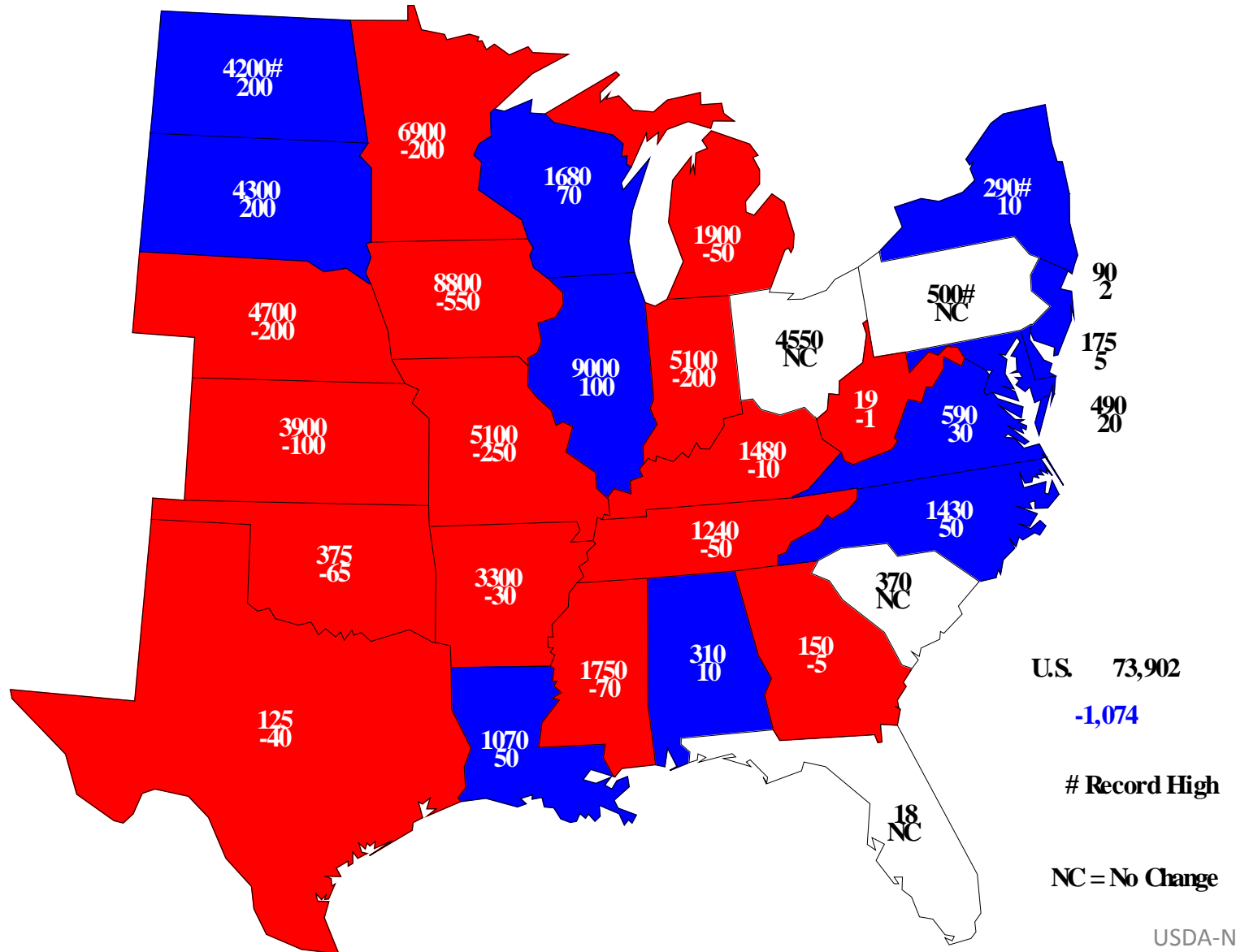
Acres (000) and Change From Previous Year





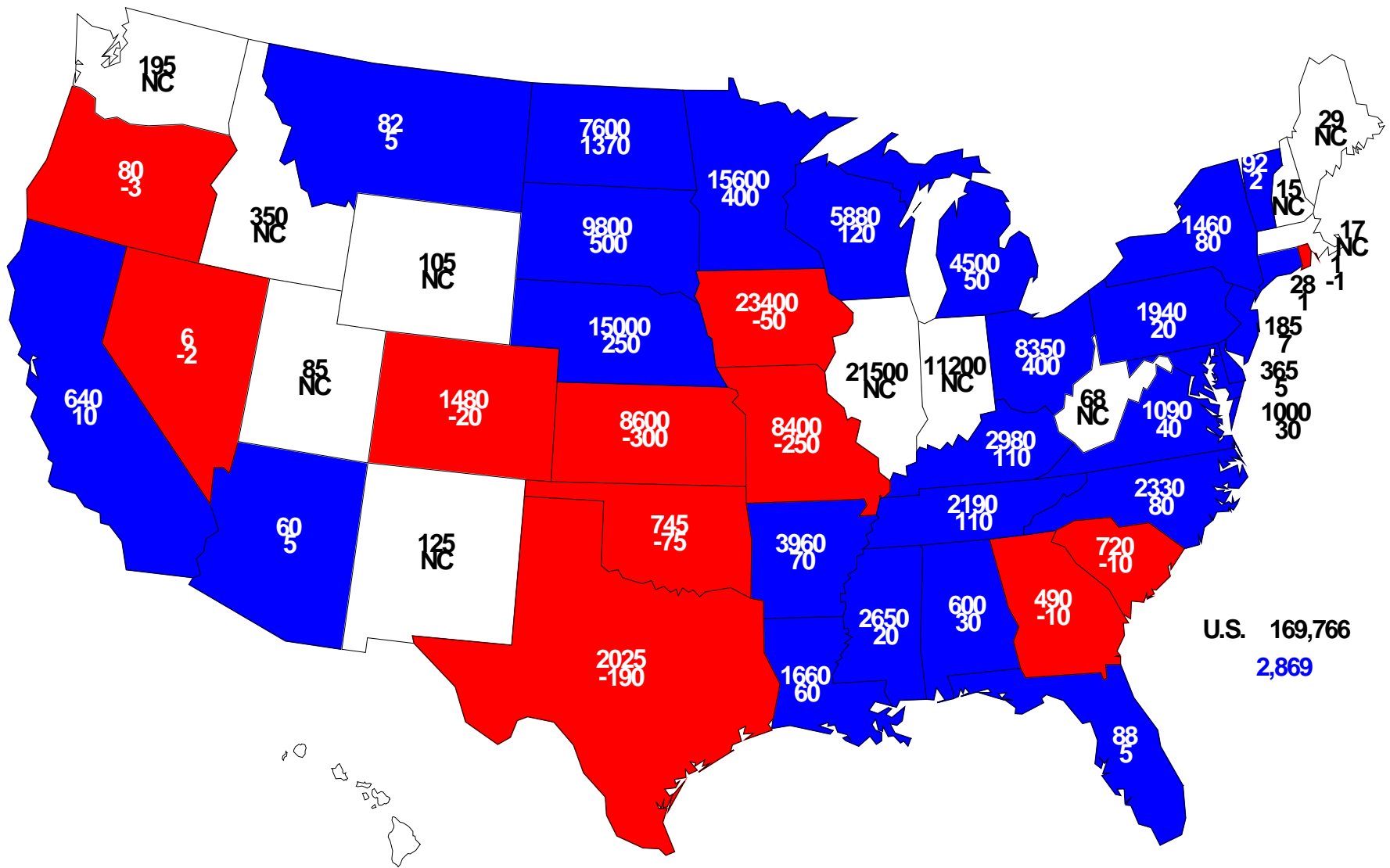
2012 Soybeans Planted

Acres (000) and Change From Previous Year





2012 Combined Corn & Soybeans Planted Acres (000) and Change From Previous Year

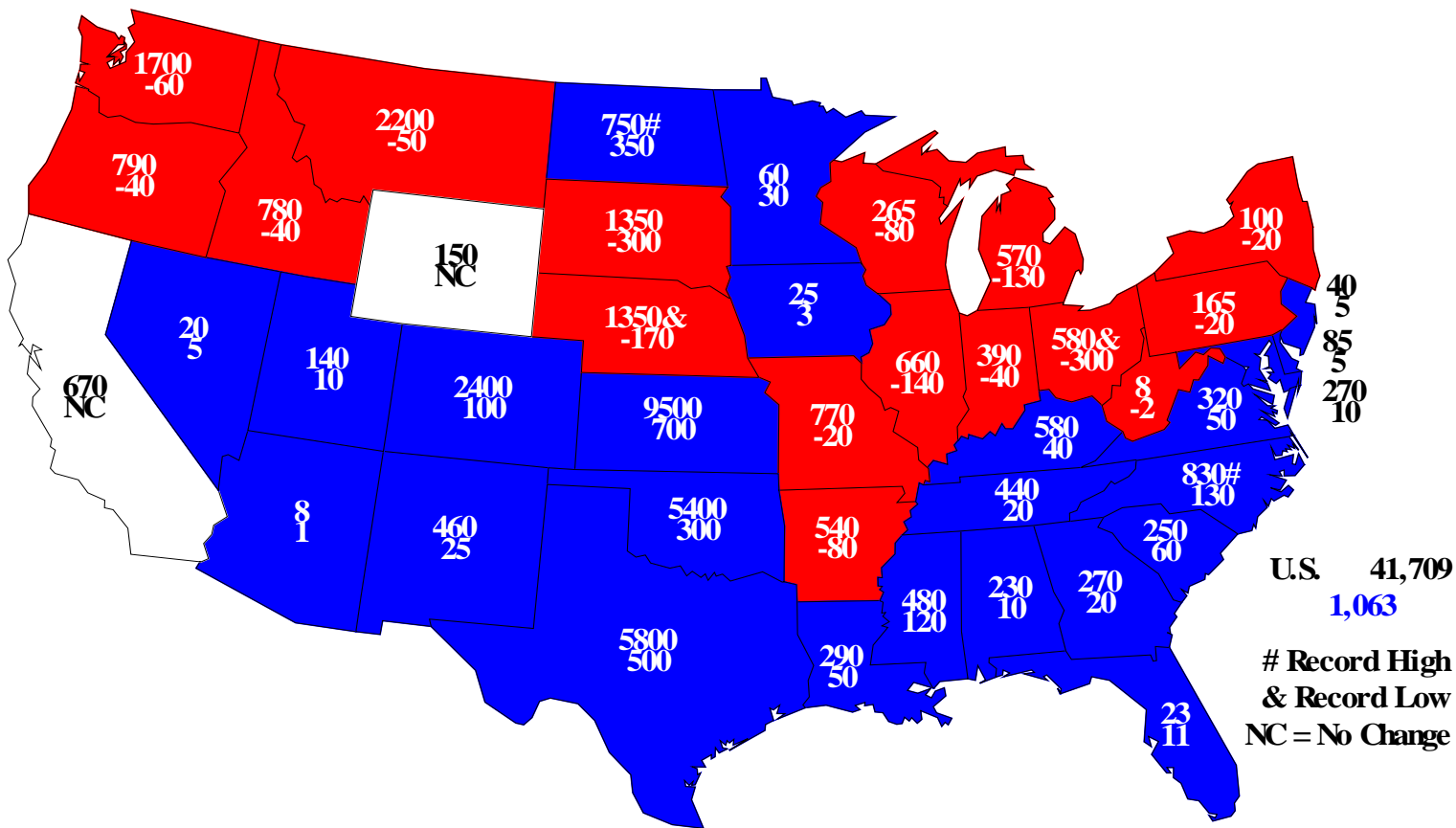


U.S. 169,766
2,869



Winter Wheat Planted, 2012

Acres(000) and Change From Previous Year





Nebraska Crop Weather Soil Moisture



Topsoil	April 22, 2012	April 15, 2012	Last Year	Average
<i>Percent</i>				
Very Short	5	7	1	2
Short	21	21	10	10
Adequate	72	67	80	79
Surplus	2	5	9	9



Nebraska Crop Weather Soil Moisture



Topsoil	April 22, 2012	April 15, 2012	Last Year	Average
<i>Percent</i>				
Very Short	5	7	1	2
Short	21	21	10	10
Adequate	72	67	80	79
Surplus	2	5	9	9
Subsoil				
Very Short	9	9	2	5
Short	34	34	23	18
Adequate	56	56	71	74
Surplus	1	1	4	3



Nebraska Crop Weather

Crop Progress

Crop	April 22, 2012	April 15, 2012	Last Year	Average
<i>Percent</i>				
Wheat Jointed	59	38	9	13
Corn Planted	14	4	4	9
Corn Emerged	1			



Nebraska Crop Weather

Crop Progress

Crop	April 22, 2012	April 15, 2012	Last Year	Average
<i>Percent</i>				
Wheat Jointed	59	38	9	13
Corn Planted	14	4	4	9
Corn Emerged	1			
US Corn Planted	28	17	8	15
US Corn Emerged	9	(NA)	2	2



Nebraska Crop Weather Crop Condition

Crop	Very Poor	Poor	Fair	Good	Excellent
<i>Percent</i>					
Alfalfa	0	4	28	53	15
Oats	0	2	21	70	7
Wheat	1	5	30	53	11
Pasture and Range	1	6	33	54	6



United States Department of Agriculture
National Agricultural Statistics Service



Upcoming Surveys and Reports

Agricultural Yield Survey	April 30-May 4
Crop Production <i>(Wheat and Hay Stocks)</i>	May 10
Cattle on Feed	May 18
Quarterly Agricultural Survey	May 30-June 15
Acreage and Grain Stocks	June 29